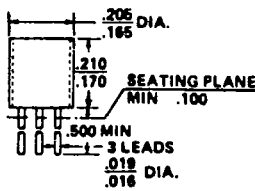
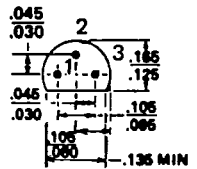
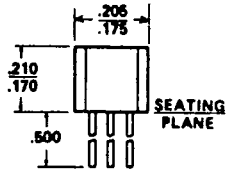
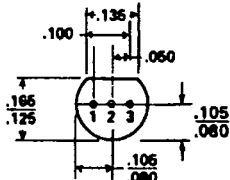
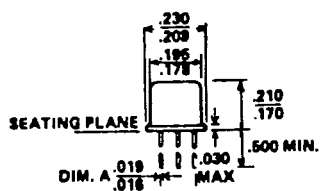
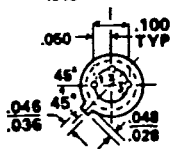
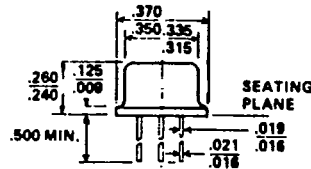
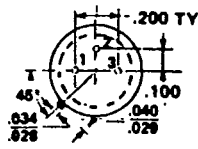
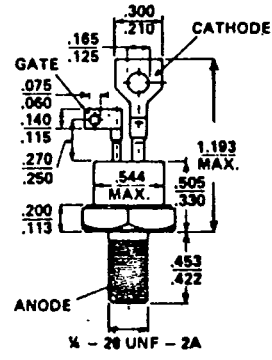


# Unijunction Transistors

WALBERN TYPE	$R_{BB}$ INTERBASE RESISTANCE (K $\Omega$ )	$\eta$ INTRINSIC STANDOFF RATIO	$I_V$ VALLEY CURRENT MIN (MA)	$I_P$ PEAK POINT EMITTER CURRENT MAX ( $\mu$ A)	$I_{EB20}$ EMITTER REVERSE CURRENT MAX ( $\mu$ A)	$V_{OB1}$ PEAK PULSE OUTPUT MIN (V)	PACKAGE
2N489	4.7-6.8	.51-.62	8	12	2	-	TO-5 (MOD)
2N489A				12	2	3	
2N489B				6	.2	3	
2N490	6.2-9.1	.51-.62	8	12	2	-	
2N490A				12	2	3	
2N490B				6	.2	3	
2N490C				2	.02	3	
2N491	4.7-6.8	.56-.68	8	12	2	-	
2N491A				12	2	3	
2N491B				6	.2	3	
2N492	6.2-9.1	.56-.68	8	12	2	-	
2N492A				12	2	3	
2N492B				6	.2	3	
2N492C				2	.02	3	
2N493	4.7-6.8	.62-.75	8	12	2	-	
2N493A				12	2	3	
2N493B				6	.2	3	
2N494	6.2-9.1	.62-.75	8	12	2	-	
2N494A				12	2	3	
2N494B				6	.2	3	
2N494C				2	.02	3	
2N1671	4.7-9.1	.47-.62	8	25	12	-	
2N1671A				25	12	3	
2N1671B				6	.2	3	
2N1671C				2	.02	3	
2N2160	4.0-12.0	.47-.80	8	25	12	3	
2N2417	4.7-6.8	.51-.62	8	12	2	-	TO-18 (MOD)
2N2417A				12	2	3	
2N2417B				6	.2	3	
2N2418	6.2-9.1	.51-.62	8	12	2	-	
2N2418A				12	2	3	
2N2418B				6	.2	3	
2N2419	4.7-6.8	.56-.68	8	12	2	-	
2N2419A				12	2	3	
2N2419B				6	.2	3	
2N2420	6.2-9.1	.56-.68	8	12	2	-	
2N2420A				12	2	3	
2N2420B				6	.2	3	
2N2421	4.7-6.8	.62-.75	8	12	2	-	
2N2421A				12	2	3	
2N2421B				6	.2	3	
2N2422	6.2-9.1	.62-.75	8	12	2	-	
2N2422A				12	2	3	
2N2422B				6	.2	3	
2N2646	4.7-9.1	.56-.75	4	5	12	3	
2N2647	4.7-9.1	.68-.82	8	2	.2	6	
2N3980	4.0-8.0	.68-.82	1	2	.01	6	
2N4851	4.7-9.1	.56-.75	2	2	.1	3	
2N4852		.70-.85	4	2	.1	5	
2N4853		.70-.85	6	4	.05	6	
2N4947	4.0-9.1	.51-.69	4	2	.01	3	
2N4948	4.0-12.0	.55-.82	2	2	.01	6	
2N4949	4.0-12.0	.74-.86	2	1	.01	3	
2N4870	4.0-9.1	.56-.75	2	5	1	3	TO-92
2N4871		.70-.85	4	5	1	5	
P2646	4.7-9.1	.56-.75	4	5	12	3	
P2647		.68-.82	4	5	1	5	
W4891	4.0-9.1	.51-.69	5	5		3	
W4892	4.0-9.1	.55-.82	2	2	.01	3	
W4893	4.0-12.0	.55-.82	2	2		6	
W4894	4.0-12.0	.74-.86	1	1		3	

# Packaging Information

<p><b>PACKAGING INFORMATION</b></p>	<p>1. CATHODE 2. GATE 3. ANODE</p>  	<p><b>SCR</b> 1. CATHODE 2. GATE 3. ANODE</p>  
	<p><b>TO-18 (PLASTIC)</b></p>	<p><b>TO-92</b></p>
<p>1. CATHODE 2. GATE 3. ANODE</p>  	<p><b>SCR</b> 1. CATHODE 2. GATE 3. ANODE</p>  	<p><b>TRIAC</b> 1. MT 1 2. GATE 3. MT 2</p> 
<p><b>TO-18</b></p>	<p><b>TO-39</b></p>	<p><b>TO-48D</b></p>