

# Surface Mount (0,80mm) .0315" STACKER AW SERIES

## SPECIFICATIONS

For complete specifications and recommended PCB layouts see [www.samtec.com?AW](http://www.samtec.com?AW)

**Insulator Material:**  
 Top: Black LCP  
 Bottom: Natural LCP  
**Terminal Material:**  
 Phosphor Bronze  
**Plating:**  
 Au over 50µ" (1,27µm) Ni  
**Current Rating:**  
 .75A @ 80°C ambient  
**Operating Temp Range:**  
 -55°C to +125°C



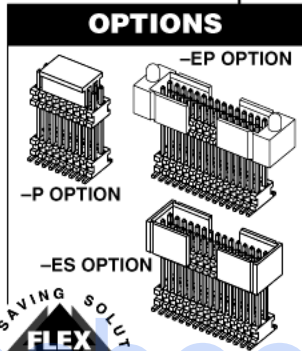
**Processing:**  
**Max Processing Temp:**  
 230°C for 60 seconds, or  
 260°C for 20 seconds 3x  
**Lead-Free Solderable:**  
 Yes  
**SMT Lead Coplanarity:**  
 (0,10mm) .004" max (05-40)  
 (0,15mm) .006" max (41-90)

Mates with:  
 CLE

Choice of post heights  
 and board space

Ideal for  
 high density  
 skyscrapers

Optional  
 End Shrouds  
 for blind mating



Surface  
 Mount

(0,80mm) .0315"  
 micro pitch



05 thru 90

-G  
 = 10µ" (0,25µm) Gold

-"XXX"  
 = Stacker Height  
 (in inches)  
 (3,09) .122 to  
 (5,84) .230  
 Example:  
 -175  
 = (4,45mm)  
 .175"

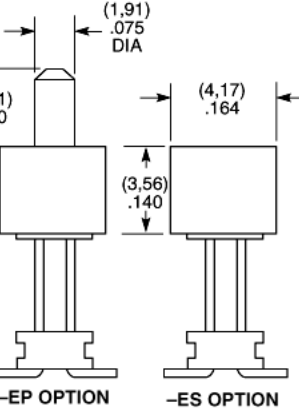
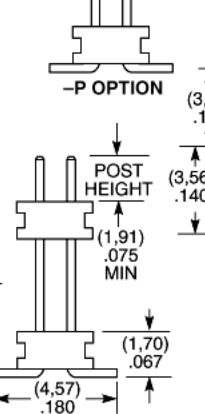
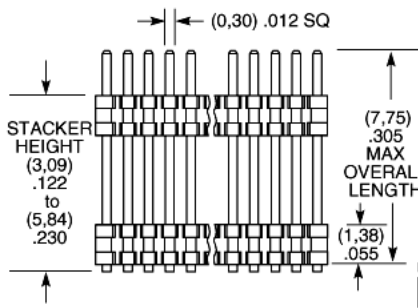
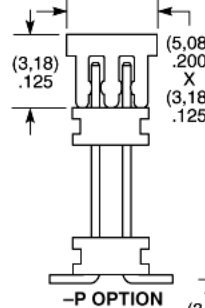
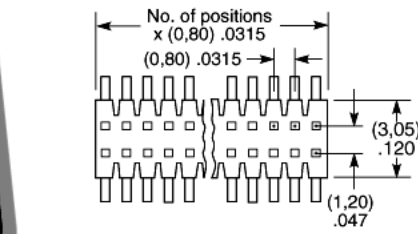
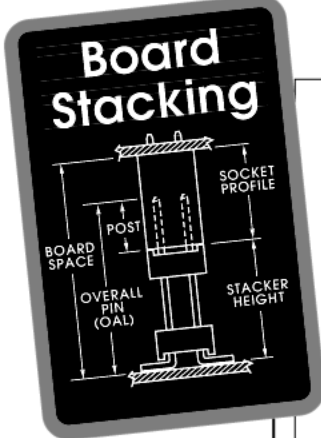
-"XXX"  
 = Post Height  
 (in inches)  
 (1,91) .075  
 minimum  
 Example:  
 -075  
 = (1,91mm)  
 .075"

-ES  
 = End Shroud  
 11 pins/row min.  
 (-075 Post  
 Height only)  
 -EP  
 = End Shroud  
 with Guide Post  
 (-075 Post  
 Height only)  
 11 pins/row min.

-A  
 = Alignment Pin  
 (4 positions min.)  
 (Available for  
 board stacks  
 between  
 (4,06) .160  
 to (5,84) .230  
 Metal or plastic  
 at Samtec  
 discretion.

-P  
 = Pick & Place Pad  
 (8 positions min.)

-TR  
 = Tape & Reel  
 (84 positions max.)



Note: Some lengths, styles and options are non-standard, non-returnable.

Due to technical progress, all designs, specifications and components are subject to change without notice.

WWW.SAMTEC.COM