

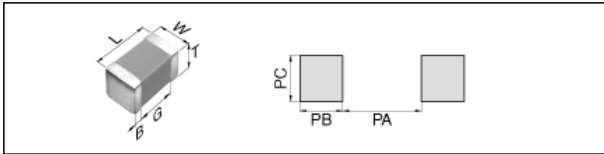


C4532C0G2E473J320KA (TDK item description : C4532C0G2E473JT****)

Applications	 Commercial Grade
	 Please refer to Part No. CGA8R3C0G2E473J320KA for automotive use.
Feature	Mid Mid Voltage (100 to 630V)
Series	C4532 [EIA CC1812]



Size	
Length(L)	4.50mm +/-0.40mm
Width(W)	3.20mm +/-0.40mm
Thickness(T)	3.20mm +/-0.30mm
Terminal Width(B)	0.20mm Min.
Terminal Spacing(G)	
Recommended Land Pattern(PA)	3.10 to 3.70mm
Recommended Land Pattern(PB)	1.20 to 1.40mm
Recommended Land Pattern(PC)	2.40 to 3.20mm
Recommended Slit Pattern(SD)	

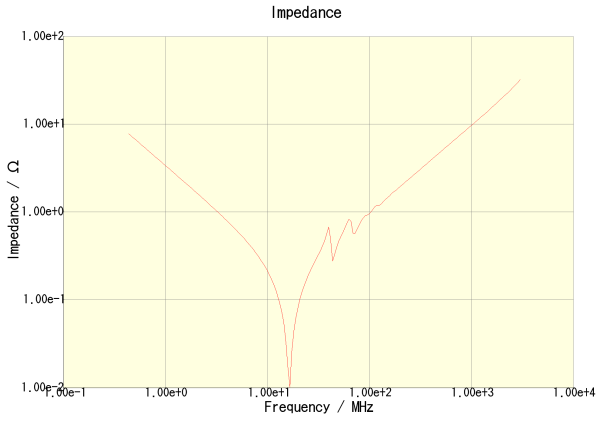
Electrical Characteristics	
Capacitance	47nF +/-5%
Rated Voltage	250Vdc
Temperature Characteristic	COG(0+/-30ppm/degC)
Q	1000 Min.
Insulation Resistance	10000MΩ Min.

Other	
Soldering Method	Reflow
AEC Q200	No
Packing	Blister (Plastic)Taping [180mm Reel]
Package Quantity	500Pcs Min.

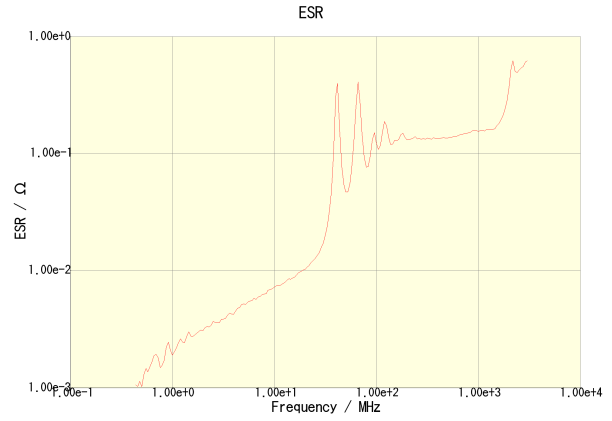
•This PDF document was created based on the data listed on the TDK Corporation website.
 •All specifications are subject to change without notice.

C4532C0G2E473J320KA

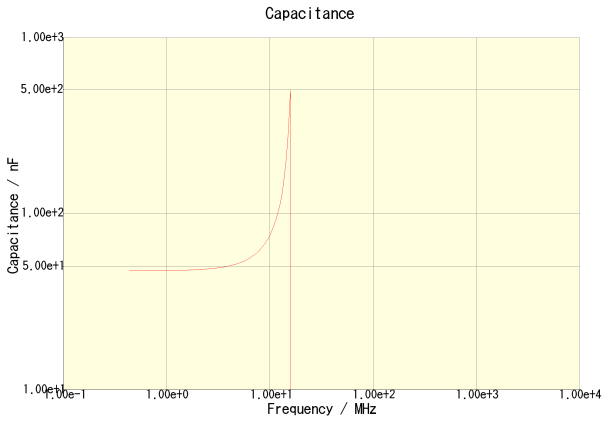
Characteristic Graphs (This is reference data, and does not guarantee the product's characteristics.)



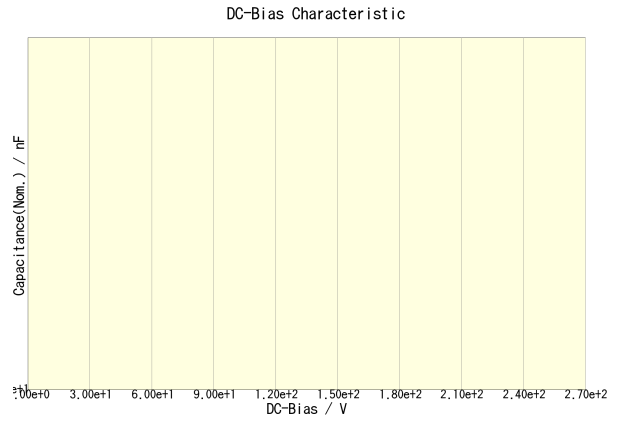
C4532C0G2E473J320KA



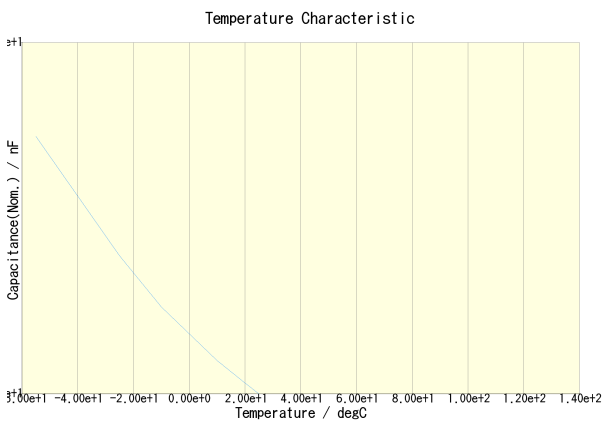
C4532C0G2E473J320KA



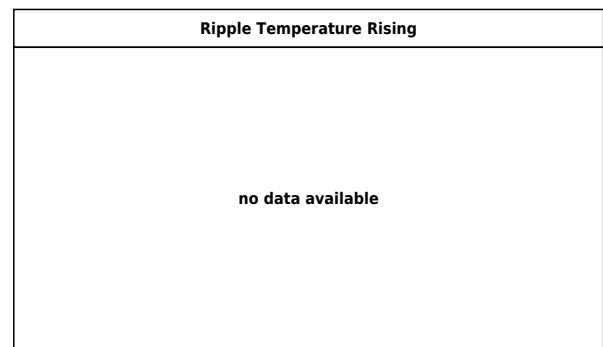
C4532C0G2E473J320KA



C4532C0G2E473J320KA



C4532C0G2E473J320KA(DC Bias = 0V) C4532C0G2E473J320KA(DC Bias = 125V)



•This PDF document was created based on the data listed on the TDK Corporation website.
 •All specifications are subject to change without notice.