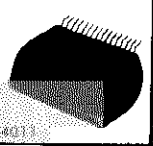


STK-457, 459, 460  
461, 463, 465

thick film hybrid IC

2 POWER 2 CHANNEL  
10 to 30 W min AF POWER AMP.



**Features**

- © IMST, 2 Channels by 2 Power Suppliers.
- AF output power STK-457: 10W min., STK-459: 15W min, STK-460: 20W min., STK-461: 20W min., STK-463: 25W min, STK-465: 30W min.

**MAXIMUM RATINGS / Ta=25°C**

		STK-457	STK-459	STK-460	STK-461	STK-463	STK-465	unit
Maximum Supply Voltage	V <sub>CC</sub> max	±26	±31	±32	±33	±38	±41	V
Operating Case Temperature	T <sub>C</sub>	→	→	→	→	→	105	°C
Storage Temperature	T <sub>stg</sub>	→	→	→	→	→	-30 to +105	°C
Allowable Load Shorting Time (in appointed condition)	t <sub>s</sub>	→	→	→	→	→	2	sec

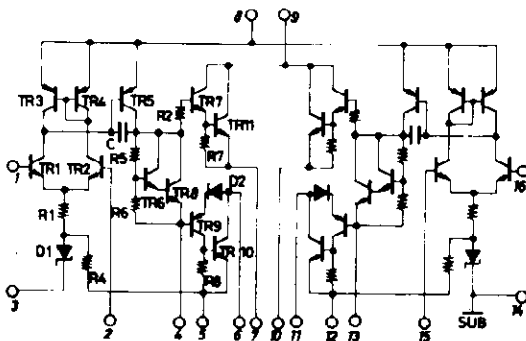
**RECOMMENDED OPERATION CONDITION / Ta=25°C**

		STK-457	STK-459	STK-460	STK-461	STK-463	STK-465	unit
Recommended Supply Voltage	V <sub>CC</sub>	±18	±21	±23	±23	±26	±28	V
Load Resistance	R <sub>L</sub>	→	→	→	→	→	8	ohm

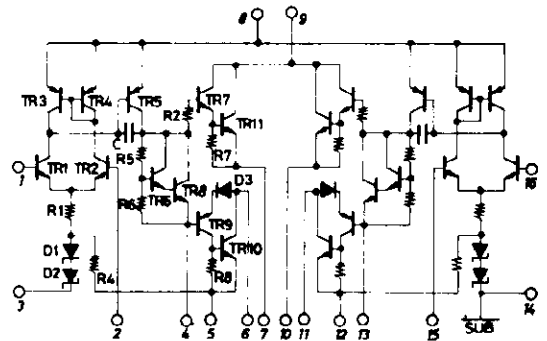
**OPERATION CHARACTERISTICS / Ta=25°C, recommended condition R<sub>g</sub>=600 ohm, V<sub>G</sub>=40dB**

		STK-457	STK-459	STK-460	STK-461	STK-463	STK-465	unit
Quiescent Current	I <sub>CCO</sub>	→	→	→	→	→	120	mAmax
Output Power	P <sub>O</sub> THD=0.08% f=20~20kHz	10	15	20	20	25	30	Wmin
Distortion	THD P <sub>O</sub> =1W f=20~20kHz	→	→	→	→	→	0.08	%max
Frequency Response	f P <sub>O</sub> =1W, ± <sub>3</sub> <sup>0</sup> dB f=1kHz	→	→	→	→	→	10 to 100k	Hz
Input Resistance	r <sub>i</sub> P <sub>O</sub> =1W, f=1kHz	→	→	→	→	→	32k	ohm

**EQUIVALENT CIRCUIT**



STK-457, 459, 460



STK-461, 463, 465

**APPLICATION: AF Power Amp.**

